

CSS 500N10

CURRENT SURGE GENERATOR, 8/20US UP TO 10KA



FOR TESTS ACCORDING TO ...

- > EN 300386 V1.3.2
- > EN 61000-4-5
- > IEC 61000-4-5
- > IEC 61326
- > IEC 61850-3
- > IEC 62475
- > ITU-T K.12
- > ITU-T K.20
- > ITU-T K.21
- > ITU-T K.45

CURRENT SURGE SIMULATOR FOR COMPONENT TESTING







Various current surge pulses are specified to determine the characteristics of a protection device such as a varistor. Typically current surge pulses such as 8/20us, 10/350us or 10/1,000us are applied to test such components.

Within the range of current surge generators EM TEST is offering solutions for small energy varistors with test currents up to 1,200A as well as generators ranging up to 10kA (8/20us surge current) or 4kA (10/350us surge current).

HIGHLIGHTS

- > **Surge current 8/20us up to 10kA**
- > **Built-in voltage/current monitors (depending on model)**
- > **Interlock**
- > **Warning lamp control**
- > **Test box with interlock (option)**
- > **USB (optical link) and GPIB interface**

APPLICATION AREAS

- | | |
|--|---|
|  INDUSTRY |  RESIDENTIAL |
|  COMPONENTS | |
|  MEDICAL | |
|  BROADCAST | |
|  TELECOM | |

TECHNICAL DETAILS

CSS 500N10 SURGE CURRENT GENERATOR

WAVE SHAPE 8US/20US

Output voltage (open circuit)	250V to 6,000V +/-10%, Step width 50V
Output current (short circuit)	0.4kA to 10kA +/-10%
Front time	8us +/-20%
Time to half value	20us +/-20%
Undershoot	Max. 20%

TRIGGER

Trigger of events	Automatic, manual, external
External	External pulse release
Repetition rate	Max. 10 pulses per minute, depending on the charging voltage
Counter	1 to 30,000 or endless

OUTPUT

Direct	Via high current connector Optional: Test box
Polarity	Positive, negative, alternating

MEASUREMENTS

CRO I-monitor	10Vp at 10kA
CRO V-monitor	6Vp at 6kV
Peak current	10kA in the LCD display
Peak voltage	6kV in the LCD display

TEST ROUTINES

Quick Start	Immediate start; easy-to-use and fast
User Test routines	Change polarity after n pulses Change charging voltage after n pulses Customer specific test routines
Service	Service, set-up, self test

INTERFACE

Optical interface	Opto link, 3 m cable USB A connector
Parallel interface	IEEE 488, addresses 1 to 30

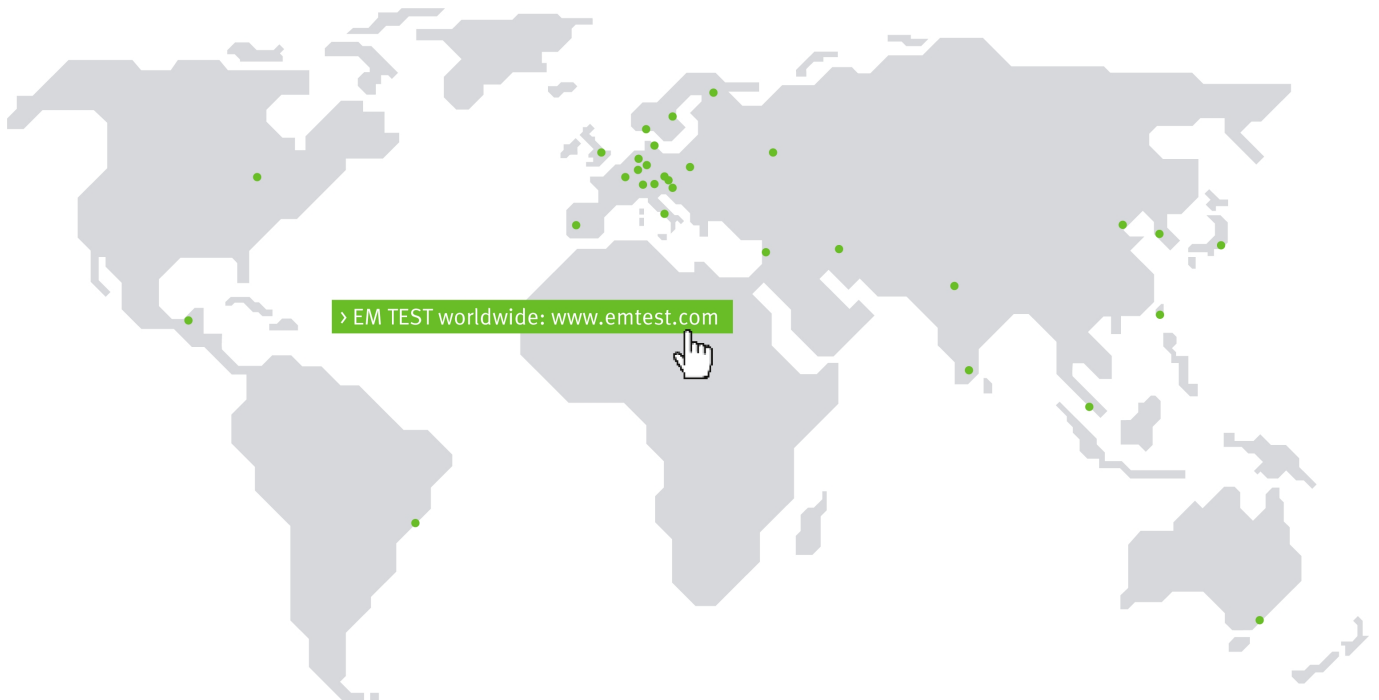
SAFETY

Safety circuit	Control input (24Vdc)
Warning lamp	Floating output contact
Safety interlock	Security switch off (with test box)

GENERAL DATA

Dimensions, weight	19"/6HU, approx. 30kg
Supply voltage	115/230V +10/-15%
Fuses	2 x T1AT (230V) or 2 x T2AT (115V)

COMPETENCE WHEREVER YOU ARE



CONTACT EM TEST DIRECTLY

Switzerland

EM TEST (Switzerland) GmbH > Sternenhofstraße 15 > 4153 Reinach > Switzerland
 Phone +41 (0)61/7179191 > Fax +41 (0)61/7179199
 Internet: www.emtest.ch > E-mail: sales.emtest@ametek.com

Germany

AMETEK CTS Germany GmbH > Lünener Straße 211 > 59174 Kamen > Deutschland
 Phone +49 (0)2307/26070-0 > Fax +49 (0)2307/17050
 Internet: www.emtest.com > E-mail: info.cts@ametek.de

France

EM TEST FRANCE > Le Trident - Parc des Collines > Immeuble B1 - Etage 3 > 36, rue Paul Cézanne > 68200 Mulhouse > France
 Phone +33 (0)389 31 23 50 > Fax +33 (0)389 31 23 55
 Internet: www.emtest.fr > E-mail: info@emtest.fr

Poland

EM TEST Polska > ul. Ogrodowa 31/35, 00-893 Warszawa > Polska
 Phone +48 (0)518 64 35 12
 Internet: www.emtest.com/pl > E-mail: infopolska.emtest@ametek.com

USA / Canada

AMETEK Compliance Test Solutions > 52 Mayfield Ave. > Edison > NJ 08837
 Phone +1 (732) 417-0501
 Internet: www.emtest.com > E-mail: sales.emtest@ametek.com

P.R. China

E & S Test Technology Limited > Rm 913, Leftbank > No. 68 Bei Si Huan Xi Lu > Haidian District > Beijing 100080 > P.R. China
 Phone +86 (0)10 82 67 60 27 > Fax +86 (0)10 82 67 62 38
 Internet: www.emtest.com > E-mail: info@emtest.com.cn

Republic of Korea

EM TEST Korea Limited > #405 > WooYeon Plaza > #986-8 > YoungDeok-dong > Giheung-gu > Yongin-si > Gyeonggi-do > Korea
 Phone +82 (31) 216 8616 > Fax +82 (31) 216 8616
 Internet: www.emtest.co.kr > E-mail: sales@emtest.co.kr

Information about scope of delivery, visual design and technical data correspond with the state of development at time of release. Subject to change without further notice.