



**Model ATR26M250
Antenna
26MHz–250MHz**

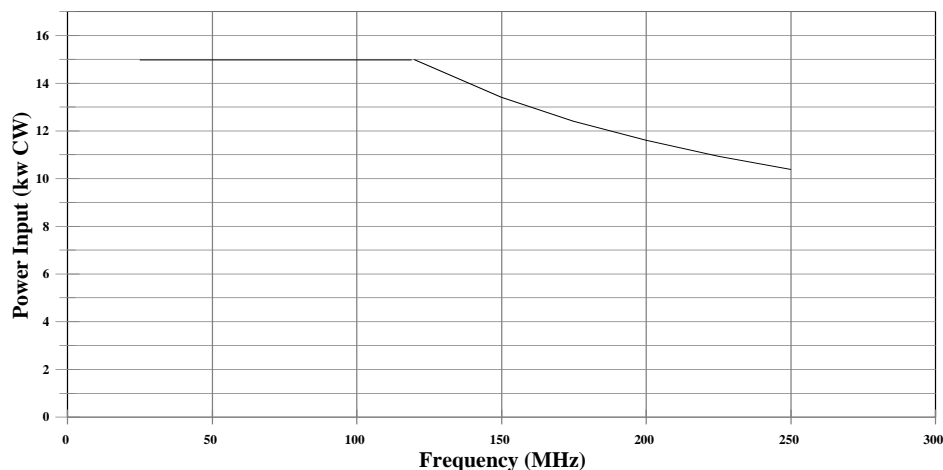
The Model ATR26M250 is a wide band, high gain, log periodic antenna that is uniquely suited for use in both traditional applications as well as in new compact chambers. The proprietary design, utilizing a “bent element” approach, provides a size reduction of approximately 60% without sacrificing key electrical performance such as gain and beamwidth. The considerable size reduction minimizes field loss resulting from “room loading”. This is especially troublesome when conventional log periodics are used in small enclosures. The robust design can accommodate the high power levels necessary to generate significant E-fields. The ATR26M250 can also be calibrated for RF emissions testing. This antenna is built tough enough for outdoor use. The antenna comes with a wall bracket but can also be mounted, with its integral polarization change mount, on the AP5010B antenna positioner. Included are two non-metallic masts, 4 feet and 6 feet for vertical mounting.

The Model ATR26M250 allows polarization change (90° rotation) without removing the antenna from its positioner.

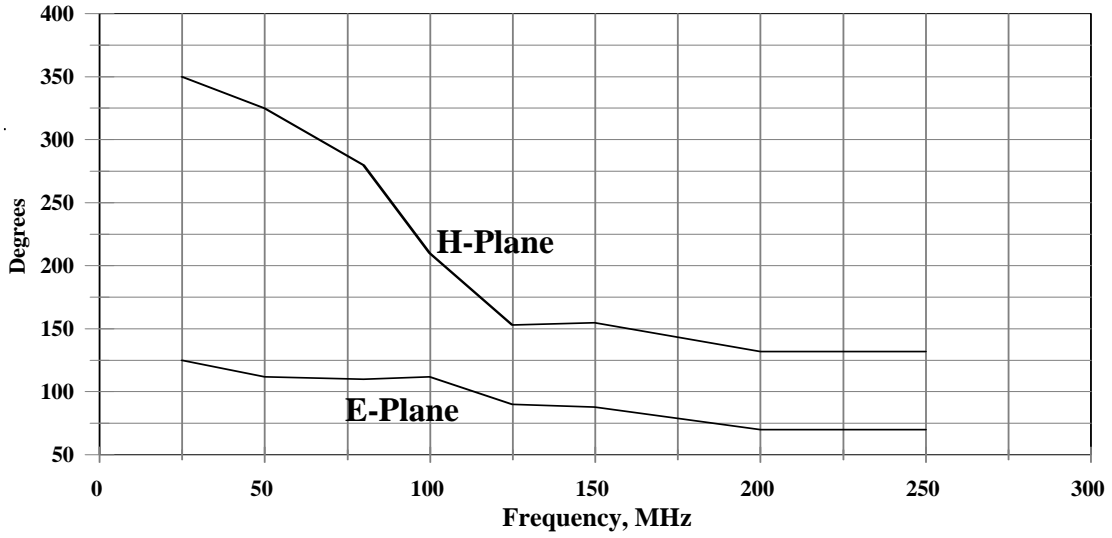
SPECIFICATIONS

FREQUENCY	26–250 MHz
POWER INPUT, CW	See graph
POWER GAIN (over isotropic)	6 dB (80 – 250 MHz) -3 to +6 dB (26-80 MHz)
GAIN FLATNESS	±1.5 dB (80 – 250 MHz)
IMPEDANCE	50 ohms nominal
VSWR (maximum)	3.0:1 (80 – 250 MHz) 10:1 (26 – 80 MHz)
BEAMWIDTH (average).....	See graph
CONNECTOR	1 5/8 EIA
SIZE (W x H x D) (maximum).....	279.4 x 53.6 x 202.4 cm (110 x 21.1 x 79.7 in)
WEIGHT (maximum)	31.8 kg (70 lb)

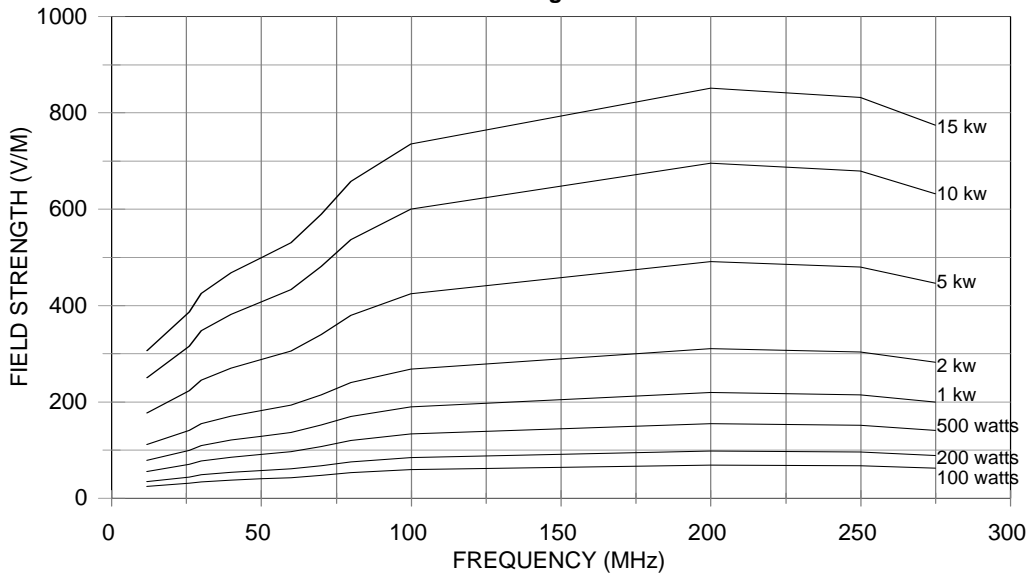
Power Rating



3 dB Beamwidth



ATR26M250 Field Strength @ 1 Meter



ATR26M250 Field Strength @ 3 Meters

