



SMX-CMX SERIES

Solid State & Tetrode Tube Combination Amplifiers

10 KHz-1.0 GHz

Features Include:

- *Digital Display Monitors:* Power Supply Currents, Voltage, Forward RF Power, Reflected RF Power, (Optional on CMX Models) Total Hours, Operate Hours,
- *Status Indicators:* Power On, Standby, Operate,
- *Faults:* Overcurrent, VSWR Overload, Thermal Overloads, Air Flow Power Supply
- *Controls:* AC Breaker On/Off, Standby, Operate, Fault Reset, Local/Remote
- Ease of Maintenance
- Designed to meet the safety requirements of the IEC-348 and Underwriters Laboratory of American Standards
- Broadband Coverage
- Applications Include: MIL-STD-461/462, RTCA/D0-160, SAE Specifications, Radiated Susceptibility, Bellcore testing, Broadband Communications.
- Ruggedized Versions are available for Shipboard and Airborne applications



Models And Specifications

Model Number	Frequency Range (MHz)	Min Pwr Out* (Watts)	Min Sat Gain* (dB)	Rack Type
SMX-10	.01-1000	10	40	A
SMX-25	.01-1000	25	44	A
SMX-50	.01-1000	50	47	A
SMX-100	.01-1000	100	50	A
SMX-200	.01-1000	200	53	B
CMX-3001	.01-1000	300/100	55/50	C
CMX-3002	.01-1000	300/200	55/53	C
CMX-3003	.01-1000	300/300	55/55	C
CMX-5001	.01-1000	500/100	57/50	C
CMX-5002	.01-1000	500/200	57/53	C
CMX-5003	.01-1000	500/300	57/55	C
CMX-5005	.01-1000	500/500	57/57	C
CMX-10001	.01-1000	1000/100	60/50	D
CMX-10002	.01-1000	1000/200	60/53	D
CMX-10003	.01-1000	1000/300	60/55	D
CMX-10005	.01-1000	1000/500	60/57	D
CMX-100010	.01-1000	1000/1000	60/60	D

INSTRUMENTS FOR INDUSTRY INC.

903 South Second Street, Ronkonkoma, NY 11779

Tel: 631-467-8400 • Fax: 631-467-8558 • E mail: sales@ifi.com

www.ifi.com

SMX-CMX SERIES

Solid State & Tetrode Combination Tube Amplifiers

10 KHz-1.0 GHz

Prime Power:

100/115/220/230 or 240VAC $\pm 10\%$ 50/60 Hz, single phase
115/208 or 200/220/230/240VAC $\pm 10\%$ 50/60 Hz,
three phase Wye, Delta and/or 400 Hz power is available

Mechanical

Dimensions: See chart below
Weight: See chart below
Cooling: Internal forced air

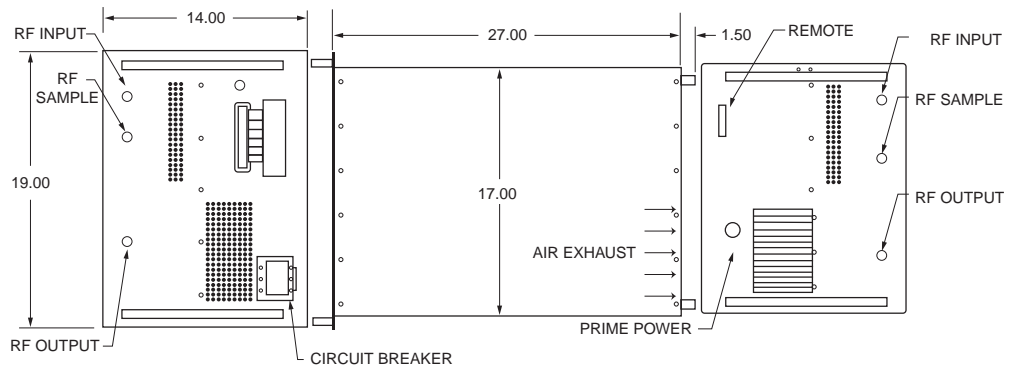
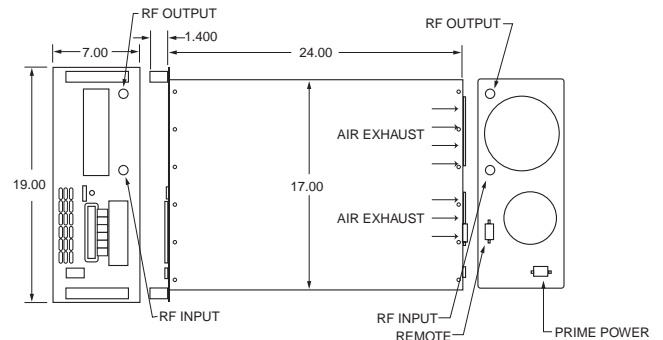
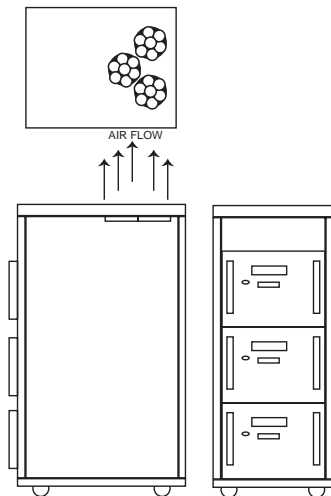
Remote Operation

GPIB, RS232, optional RS422, RS485,
or TTL Remote Control

Outline Drawing:

Specifications subject to change without notice

Type	Height	Width	Depth	Weight
(Rack Mount) A	7"	19"	24"	75 lbs.
(Rack Mount) B	14"	19"	27"	125 lbs.
(Cabinet) C	72"	22"	30"	700 lbs.
(Cabinet) D	80"	27"	30"	800 lbs.



To view typical performance data go to www.ifi.com/typdata.htm



INSTRUMENTS FOR INDUSTRY INC.

903 South Second Street, Ronkonkoma, NY 11779

Tel: 631-467-8400 • Fax: 631-467-8558 • E mail: sales@ifi.com

www.ifi.com