

CNI 501X SERIES

COMBINED 1-PHASE COUPLING/DECOUPLING NETWORKS FOR BURST AND SURGE TESTING UP TO 10KV



FOR TESTS ACCORDING TO ...

- > ANSI/IEEE C62.41
- > EN 61000-4-12
- > EN 61000-4-4
- > EN 61000-4-5
- > EN 61000-6-1
- > EN 61000-6-2
- > EN 61543
- > IEC 60601-1-2
- > IEC 61000-4-12
- > IEC 61000-4-4
- > IEC 61000-4-5
- > IEC 61008-1
- > IEC 61009-1
- > IEC 61326
- > IEC 61850-3
- > ITU-T K.20
- > ITU-T K.21
- > ITU-T K.45

1-PHASE COUPLING/DECOUPLING NETWORKS FOR EFT/BURST AND SURGE







The single phase coupling/decoupling networks of the CNI 501x-series are used to couple EFT/Burst pulses and Surge pulses on to AC and/or DC supply lines.

Within the range of EM TEST coupling/decoupling networks we offer different models for test voltages from 5kV up to 10kV with DUT currents of 16A, 32A, 63A and 100A (higher current ratings on request) for the various test requirements and equipment configuration.

HIGHLIGHTS

- > **Combined coupler for EFT/Burst and Surge testing**
- > **Surge as per ANSI/IEEE C62.41 (models CNI 501Bx only, other couplers on request)**
- > **LEDs indicate active mode and coupling**
- > **Automatic selection of Surge impedance**
- > **Fully remote controlled by EM TEST generators**
- > **Meet requirements up to 1,000V DC**

APPLICATION AREAS

- | | |
|---|--|
|  INDUSTRY |  RESIDENTIAL |
|  MEDICAL |  RENEWABLE ENERGY |
|  BROADCAST | |
|  TELECOM | |

TECHNICAL DETAILS

MODEL OVERVIEW

AVAILABLE CNI 501X-MODELS UP TO 5.5KV	
CNI 501 S1	250V, 100A AC, 75V, 100A DC

AVAILABLE CNI 501X-MODELS UP TO 7KV	
CNI 501B S1	250V, 32A AC
CNI 501B S2	300V, 16A AC, 1,000V, 16A DC
CNI 501B S3	300V, 32A AC, 1,000V, 32A DC
CNI 501B S4	300V, 63A AC, 1,000V, 63A DC
CNI 501B9	250V, 100A AC, 75V, 100A DC

TECHNICAL DETAILS (5.5KV MODELS)

CNI 501 S1, 5.5KV	
Single phase CDN	according to EN/IEC 61000-4-4, EN/IEC 61000-4-5 for Burst up to 5.5kV, Surge up to 5kV
EUT supply	250V, 100A AC, 75V, 100A DC
Dimensions	Size: 19" / 6 HU, Weight: approx. 55kg

TECHNICAL DETAILS (7KV MODELS)

CNI 501B S1, 7KV	
Single phase CDN	according to EN/IEC 61000-4-4, EN/IEC 61000-4-5 and ANSI/IEEE C62.41 for Burst up to 5.5kV, Surge up to 7kV
EUT supply	250V, 32A AC
Dimensions	Size: 19" / 6 HU, Weight: approx. 20kg

CNI 501B S2, 7KV	
Single phase CDN	according to EN/IEC 61000-4-4, EN/IEC 61000-4-5 for Burst up to 5.5kV, Surge up to 7kV
EUT supply	300V, 16A AC, 1,000V, 16A DC
Dimensions	Size: 19" / 6 HU, Weight: approx. 25kg

CNI 501B S3, 7KV	
Single phase CDN	according to EN/IEC 61000-4-4, EN/IEC 61000-4-5 for Burst up to 5.5kV, Surge up to 7kV
EUT supply	300V, 32A AC, 1,000V, 32A DC
Dimensions	Size: 19" / 6 HU, Weight: approx. 28kg

CNI 501B S4, 7KV	
Single phase CDN	according to EN/IEC 61000-4-4, EN/IEC 61000-4-5 for Burst up to 5.5kV, Surge up to 7kV
EUT supply	300V, 63A AC, 1,000V, 63A DC
Dimensions	Size: 19" / 6 HU, Weight: approx. 32kg

TECHNICAL DETAILS

TECHNICAL DETAILS (7KV MODEL)

CNI 501B9, 7KV	
Single phase CDN	according to EN/IEC 61000-4-4, EN/IEC 61000-4-5 and ANSI/IEEE C62.41 for Burst up to 5.5kV, Surge up to 7kV
EUT supply	250V, 100A AC, 75V, 100A DC
Dimensions	Size: 19" / 6 HU, HxWxD: 286 x 448 x 503 [mm] Weight: 54.5kg
Mains	Supply: 230VAC +10%/-15% Frequency: 50/60Hz Fuses: 2 x T 2AT Power: approx. 70W

GENERAL DATA

COUPLING MODES	
IEC 61000-4-4	Line(s) to Reference Ground; all combinations
IEC 61000-4-5	Line to Line with a 2ohm source impedance, Line(s) to PE with a 12ohm source impedance
ANSI/IEEE C62.41	(supporting models only) Surge coupling with a 2ohm source impedance for all lines

ENVIRONMENT	
Temperature	10 °C to 35 °C
Humidity	25 % to 75 %, non condensing
Atmospheric pressure	86 kPa (860 mbar) to 106 kPa (1,060 mbar)

OPTIONS

OPTIONAL EQUIPMENT	
CNI 503x-series	Combined 3-phase coupling/decoupling networks for Burst and Surge testing up to 10kV

OTHER MODELS	
	Other models available on request for mains supply voltages up to 1,000V and current exceeding 100A

COMPETENCE WHEREVER YOU ARE



CONTACT EM TEST DIRECTLY

Switzerland

EM TEST (Switzerland) GmbH > Sternenhofstraße 15 > 4153 Reinach > Switzerland
 Phone +41 (0)61/7179191 > Fax +41 (0)61/7179199
 Internet: www.emtest.ch > E-mail: sales.emtest@ametek.com

Germany

AMETEK CTS Germany GmbH > Lünener Straße 211 > 59174 Kamen > Deutschland
 Phone +49 (0)2307/26070-0 > Fax +49 (0)2307/17050
 Internet: www.emtest.com > E-mail: info.cts@ametek.de

France

EM TEST FRANCE > Le Trident - Parc des Collines > Immeuble B1 - Etage 3 > 36, rue Paul Cézanne > 68200 Mulhouse > France
 Phone +33 (0)389 31 23 50 > Fax +33 (0)389 31 23 55
 Internet: www.emtest.fr > E-mail: info@emtest.fr

Poland

EM TEST Polska > ul. Ogrodowa 31/35, 00-893 Warszawa > Polska
 Phone +48 (0)518 64 35 12
 Internet: www.emtest.com/pl > E-mail: infopolska.emtest@ametek.com

USA / Canada

AMETEK Compliance Test Solutions > 52 Mayfield Ave. > Edison > NJ 08837
 Phone +1 (732) 417-0501
 Internet: www.emtest.com > E-mail: sales.emtest@ametek.com

P.R. China

E & S Test Technology Limited > Rm 913, Leftbank > No. 68 Bei Si Huan Xi Lu > Haidian District > Beijing 100080 > P.R. China
 Phone +86 (0)10 82 67 60 27 > Fax +86 (0)10 82 67 62 38
 Internet: www.emtest.com > E-mail: info@emtest.com.cn

Republic of Korea

EM TEST Korea Limited > #405 > WooYeon Plaza > #986-8 > YoungDeok-dong > Giheung-gu > Yongin-si > Gyeonggi-do > Korea
 Phone +82 (31) 216 8616 > Fax +82 (31) 216 8616
 Internet: www.emtest.co.kr > E-mail: sales@emtest.co.kr

Information about scope of delivery, visual design and technical data correspond with the state of development at time of release. Subject to change without further notice.